


Features

- **High Efficiency Permanently Lubricated Variable Speed (PSC) Motors**
- **Tilted core design for maximum efficiency**
- **Constructed using UL certified sound insulation.**
- **The Quietest in its class**
- **Military Grade Specification: constructed using heavy gauge steel, welded joints, individually powder coated**
- **Over all size 26.25" (W) x 24.25" (D) x 14.25" (H)**
- Power ratings: 115V / 1 / 60 Hz, 3.6 Amp., Standby current is 7W only
- Washable Polypropylene Core and Filters
- Drainless Design
- High efficiency energy saving permanently lubricated
- Variable speed PSC motors for air balancing
- Suitable for horizontal & vertical installation
- Exhaust up to four washrooms
- Suitable for Corridor Two Speed exhaust (High / Low) - up to 300 CFM maximum
- Continuous fresh air supply at Normal speed up to 300 CFM
- Furnace / Fan-coil / Heat Pump Interlock
- Dual Power Failure / Freeze Protection
- Weight approximately 75 lbs.
- **SMART IAQ™ Enabled**
- **5 Year Limited Warranty**



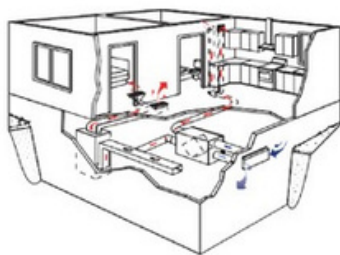
Accessories (Included):

- Webbing Installation Kit or 4 PS Mounting brackets
- Drain Plugs (2 Sets)

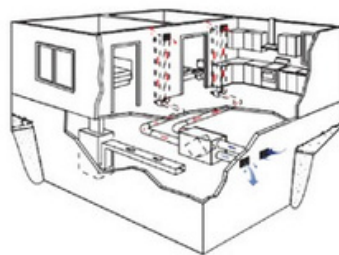
Optional:

- Intermittent Switch, 5VDC (IC100-5V)
- Smart IAQ™ Controller
- Push button timer switch (20/40/60 Min., 5VDC)
- Motorized Damper (120V AC), option 1 & 2
- Dehumidistat

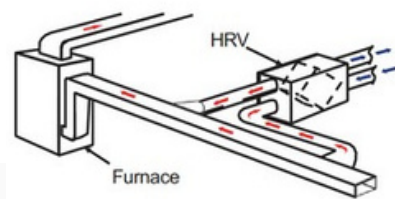
Residential Installation Options:



Fully Ducted System



Semi Ducted System



Furnace Return Air-duct Connection



Fully Ducted System



ERV with Fan Coil System



Installation options for Indoor Air Quality/Safety



Ventilation Performance

Model #	Normal Speed Supply /Exhaust (Constant Ventilation)	High Speed Exhaust (Activated by switch)	Maximum Power Rating 120V / 1 / 60Hz
H0300	100 ~ 300 CFM variable	100 ~ 300 CFM variable	3.60 Amp.

Sound

30 (L/s) @ 0.2 (IN. W.G.)	2.0 sones
--------------------------------------	------------------

Energy Performance

		Supply Temperature		Net Airflow		Supply/Exhaust Flow Ratio	Average Power (Watts)	Sensible Recovery Efficiency	Apparent Sensible Effectiveness	Net Moisture Transfer
		°C	°F	L/s	CFM					
Heating	i	0	32	24	50	1.01	64	72	86	1%
	ii	0	32	32	67	1.06	76	71	85	0%
	iii	0	32	44	94	1.06	90	69	78	1%
	iv	0	32	67	141	1.03	128	65	74	1%
	v	0	32	98	207	1.02	169	62	68	1%
	vi	0	32	119	253	1.02	198	59	65	1%
Cooling	vii	35	95							

** Indicate Total Recovery Efficiency not Sensible Recovery Efficiency





Model: HHO-300

Supply / Exhaust fan curve @ Max.Speed

HHO-300

Air Flow -CFM vs. Static Pressure

