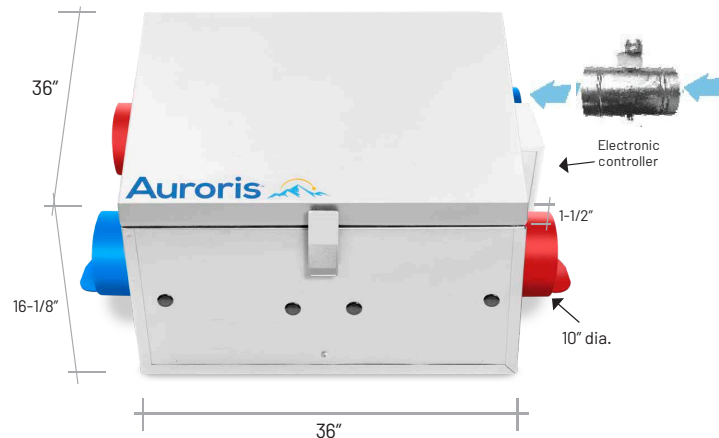


Features

- **High Efficiency Permanently Lubricated Variable Speed (PSC) Motors**
- **Tilted core design for maximum efficiency**
- **Constructed using UL certified sound insulation. The Quietest in its class**
- **Military Grade Specification: constructed using heavy gauge steel, welded joints, individually powder coated**
- Over all size **36"(W)x36"(D)x16.125" (H)**
- Power ratings: 115V/1/60Hz, 5.6Amp., Standby current is 10W only
- Washable Polypropylene Core and Filters
- Drainless Design
- High efficiency energy saving permanently lubricated variable speed PSC motors for air balancing
- Exhaust up to four washrooms
- Suitable for Corridor
- Two Speed exhaust (High / Low) - up to 700 CFM maximum
- Continuous fresh air supply at Normal speed up to 500 CFM
- Furnace / Fan-coil / Heat Pump Interlock
- Dual Power Failure / Freeze Protection
- Weight approximately 150-175 lbs..
- **SMART IAQ™ Enabled**
- **5 Year Limited Warranty**



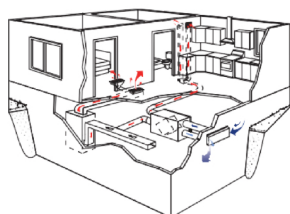
Accessories (Included):

- Webbing Installation Kit or 4 PS Mounting brackets

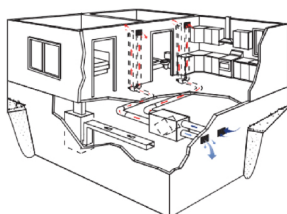
Optional:

- Intermittent Switch, 5VDC (IC100-5V)
- Smart IAQ™ Controller
- Push button timer switch (20/40/60 Min., 5VDC)
- Motorized Damper (120V AC), option 1 & 2
- Dehumidistat

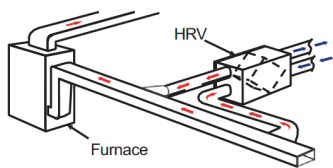
Residential Installation Options:



Fully Ducted System

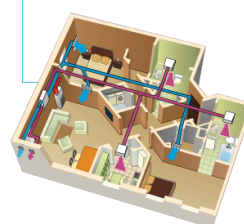


Semi Ducted System

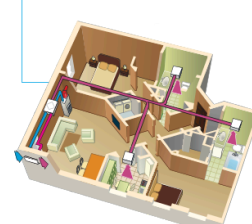


Furnace Return Air-duct Connection

Fully Ducted System



ERV with Fan Coil System



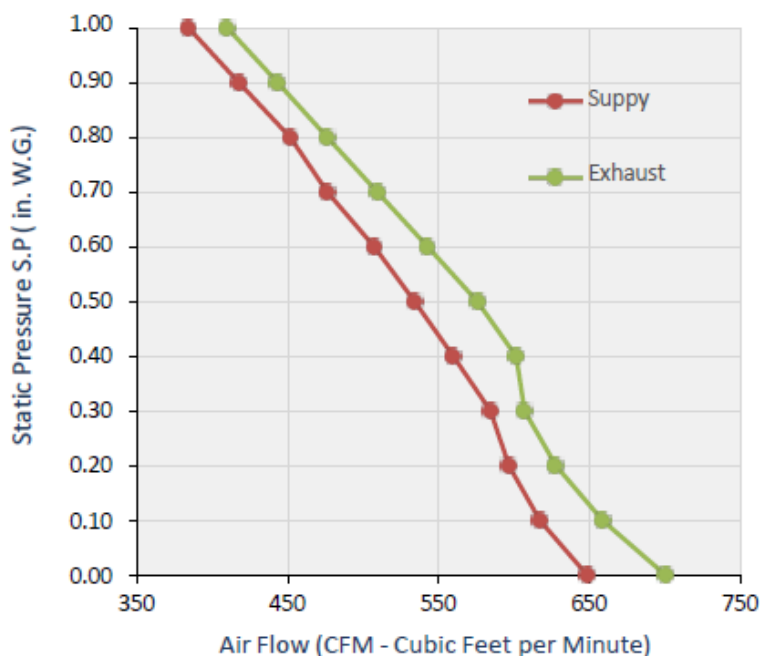
Installation options for Indoor Air Quality/Safety



VENTILATION PERFORMANCE

External Static pressure		Net Supply Air Flow		Gross Air Flow			
				Supply		Exhaust	
Pa	in. W.C.	L/s	CFM	L/s	CFM	L/s	CFM
0	0.00	303	642	306	648	331	700
25	0.10	288	611	291	617	311	659
50	0.20	279	590	281	596	296	628
75	0.30	273	578	276	584	286	607
100	0.40	261	554	264	560	284	601
124	0.50	249	529	252	534	272	576
149	0.60	237	502	239	507	256	542
174	0.70	222	471	225	476	240	509
199	0.80	211	447	213	452	225	476
224	0.90	195	413	197	417	209	443
249	1.00	179	380	181	384	193	410

FAN DATA



MODEL	Normal Speed Supply/Exhaust (Constant Ventilation)	High Speed Exhaust (Activated by switch)	Maximum Power Rating	Sound at full speed
			120V / 1 / 60Hz	
RHRV-S700P	200 ~ 500 CFM variable	200 ~ 700 CFM variable	5.6 Amp.	61 dBA @ 50Pa

*Normal and high speed can be adjusted by either installer or factory using speed controllers mounted on the main controller of the unit.

ENERGY PERFORMANCE

HHO-700		Supply Temperature		Net Airflow		Supply/Exhaust Flow ratio	Average Power (Watts)	Sensible Recovery Efficiency	Apparent Sensible Effectiveness	Net Moisture Transfer
		°C	°F	L/s	CFM					
Heating	I	0	32	40	85	0.98	205	77	81	1%
	II	0	32	80	170	0.96	310	71	76	0%
	III	0	32	117	248	1.00	465	68	71	0%
	IV	0	32	189	400	0.97	547	62	67	0%
	V	0	32	236	500	0.98	590	57	61	0%